


Technical data sheet

Heavy mesh cable tray SGR 155 G

Item number: 6003684



Mesh cable tray made of spot-welded steel wire of side height 155 mm.

The grid width is 50 x 100 mm.

Magnetic shield insulation without cover 15 dB, with cover 25 dB.



St Steel

G Electrogalvanized

Master data

Item number	6003684
Type	SGR 155 450 G
Description 1	Mesh cable tray SGR
Manufacturer	OBO
Dimension	155x450x3000
Material	Steel
Surface	Electrogalvanized
Surface standard	EN ISO 19598 / EN ISO 4042
Smallest sales unit	3
Unit of quantity	Metre
Weight	524.667 kg
Weight unit	kg/100 m

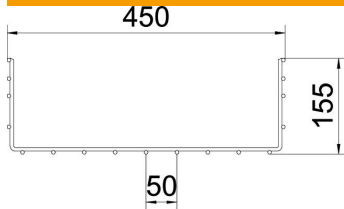
Technical data sheet

Heavy mesh cable tray SGR 155 G

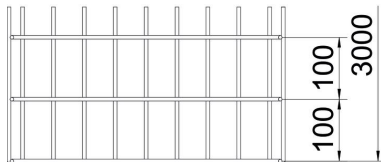
Item number: 6003684



Dimensions



Length	3,000 mm
Width	450 mm
Width	17.72 in
Height	155 mm
Height	6.1 in
Dimension B	450 mm



Technical data

Connector version	Without connectors
Mounting system fastening type	Ceiling Wall
Maintain electrical functions	no
Integrated partition	Without
Usable cross-section	663 cm ²
Usable cross-section	66300 mm ²
Profile shape	U-shaped
Rustproof steel, pickled	no
Screwless connector	no
Wide-span version	no
Load test type according to IEC 61537	Type II
Type of connector, cable support system	Screwed

Technical data sheet

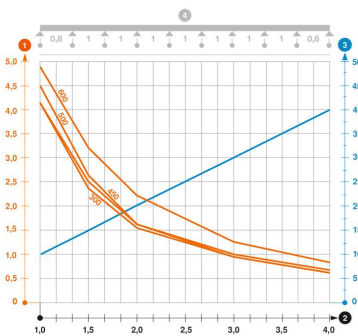
Heavy mesh cable tray SGR 155 G

Item number: 6003684



Loads

Insertable support spacings, min.	1 m
Insertable support spacings, max.	4 m
Support spacing 1.0 m	4.1 kN/m
Support spacing 1.5 m	2.5 kN/m
Support spacing 2.0 m	1.6 kN/m
Support spacing 2.5 m	1.15 kN/m
Support spacing 3.0 m	0.95 kN/m
Support spacing 3.5 m	0.83 kN/m
Support spacing 4.0 m	0.6 kN/m



Load diagram, mesh cable tray, type SGR 155

- 1 Permitted cable tray/ladder load in kN/m without man load
- 2 Support width in m
- 3 Rail bend in mm at permitted kN/m
- 4 Load scheme during testing
- Load curve with cable tray/ladder width in mm
- Strut bend curve according to support width