

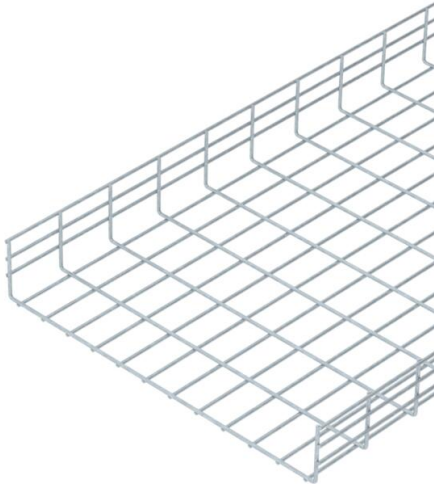
Technical data sheet

Heavy-duty cable tray SGR 105 FT

Item number: 6003616



Mesh cable tray made of spot-welded steel wire of side height 105 mm.
The grid width is 50 x 100 mm.
Magnetic shield insulation without cover 15 dB, with cover 25 dB.



St Steel

FT Hot-dip galvanised

Master data

Item number	6003616
Type	SGR 105 600 FT
Description 1	Mesh cable tray SGR
Manufacturer	OBO
Dimension	105x600x3000
Material	Steel
Surface	Hot-dip galvanised
Surface standard	DIN EN ISO 1461
Smallest sales unit	3
Unit of quantity	Metre
Weight	574.667 kg
Weight unit	kg/100 m

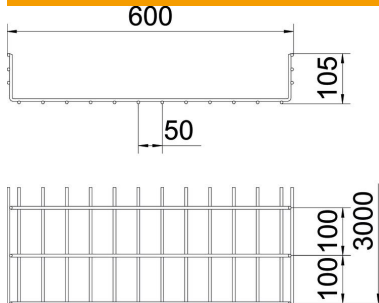
Technical data sheet

Heavy-duty cable tray SGR 105 FT

Item number: 6003616



Dimensions



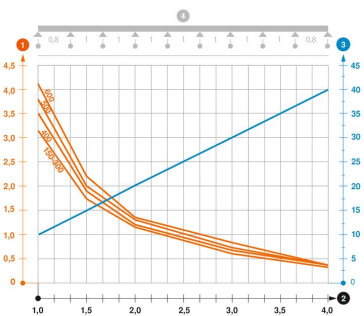
Length	3,000 mm
Width	600 mm
Width	23.62 in
Height	105 mm
Height	4.13 in
Dimension B	600 mm

Technical data

Connector version	Without connectors
Mounting system fastening type	Ceiling Wall
Maintain electrical functions	no
Usable cross-section	554 cm ²
Usable cross-section	55400 mm ²
Profile shape	U-shaped
Rustproof steel, pickled	no
Wide-span version	no
Load test type according to IEC 61537	Type II
Type of connector, cable support system	Screwed

Loads

Insertable support spacings, min.	1 m
Insertable support spacings, max.	4 m
Support spacing 1.0 m	4.1 kN/m
Support spacing 1.5 m	2.2 kN/m
Support spacing 2.0 m	1.35 kN/m
Support spacing 2.5 m	0.95 kN/m
Support spacing 3.0 m	0.8 kN/m
Support spacing 3.5 m	0.7 kN/m
Support spacing 4.0 m	0.45 kN/m



Load diagram, mesh cable tray, type SGR 105

- 1** Permitted cable tray/ladder load in kN/m without man load
- 2** Support width in m
- 3** Rail bend in mm at permitted kN/m
- 4** Load scheme during testing
- Load curve with cable tray/ladder width in mm
- Strut bend curve according to support width