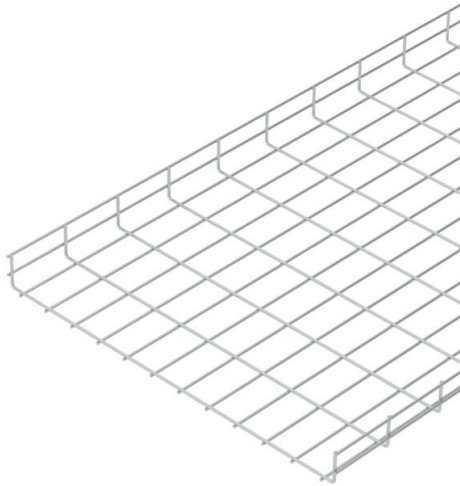


Technical data sheet

Mesh cable tray GR 55 G

Item number: 6000770



Mesh cable tray made of spot-welded steel wire of side height 55 mm.
The grid dimension is 20 x 100 mm in the width 50 mm and 50 x 100 mm in the widths 100-600 mm.

Joint connectors GSV 34 should be ordered separately and in the appropriate quantity.
Magnetic shield insulation without cover 15 dB, with cover 25 dB.



St Steel

G Electrogalvanized

Master data

Item number	6000770
Type	GR 55 600 G
Description 1	Mesh cable tray GR
Manufacturer	OBO
Dimension	55x600x3000
Material	Steel
Surface	Electrogalvanized
Surface standard	EN ISO 19598 / EN ISO 4042
Smallest sales unit	3
Unit of quantity	Metre
Weight	313.7 kg
Weight unit	kg/100 m

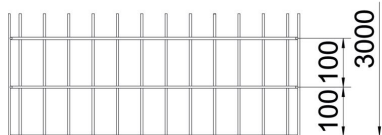
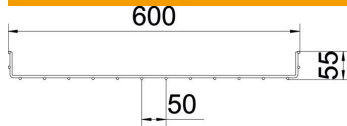
Technical data sheet

Mesh cable tray GR 55 G

Item number: 6000770



Dimensions



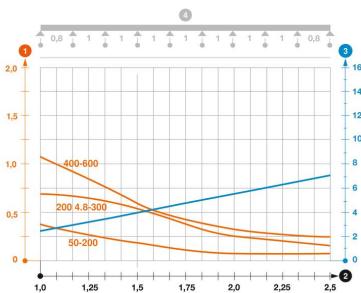
Length	3,000 mm
Width	600 mm
Height	58 mm
Dimension B	600 mm

Technical data

Connector version	Without connectors
Mounting system fastening type	Floor Ceiling Wall
Maintain electrical functions	no
Usable cross-section	265 cm ²
Usable cross-section	26500 mm ²
Rustproof steel, pickled	no
Wide-span version	no
Type of connector, cable support system	Screwed

Loads

Support spacing 1.0 m	1.1 kN/m
Support spacing 1.5 m	0.6 kN/m
Support spacing 2.0 m	0.3 kN/m
Support spacing 2.5 m	0.25 kN/m



Load diagram, mesh cable tray, type GR 55

- 1 Permitted cable tray/ladder load in kN/m without man load
- 2 Support width in m
- 3 Rail bend in mm at permitted kN/m
- 4 Load scheme during testing
- Load curve with cable tray/ladder width in mm
- Strut bend curve according to support width