


# Technical data sheet

## Mesh cable tray GR 55 FT

Item number: 6000117



Mesh cable tray made of spot-welded steel wire of side height 55 mm.  
The grid dimension is 20 x 100 mm in the width 50 mm and 50 x 100 mm in the widths 100-600 mm.

Joint connectors GSV 34 should be ordered separately and in the appropriate quantity.  
Magnetic shield insulation without cover 15 dB, with cover 25 dB.



**St** Steel

**FT** Hot-dip galvanised

### Master data

Item number	6000117
Type	GR 55 50 FT
Description 1	Mesh cable tray GR
Manufacturer	OBO
Dimension	55x50x3000
Material	Steel
Surface	Hot-dip galvanised
Surface standard	DIN EN ISO 1461
Smallest sales unit	3
Unit of quantity	Metre
Weight	69.8 kg
Weight unit	kg/100 m

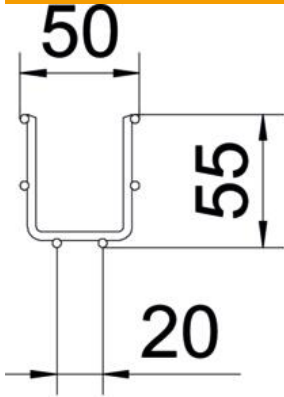
# Technical data sheet

## Mesh cable tray GR 55 FT

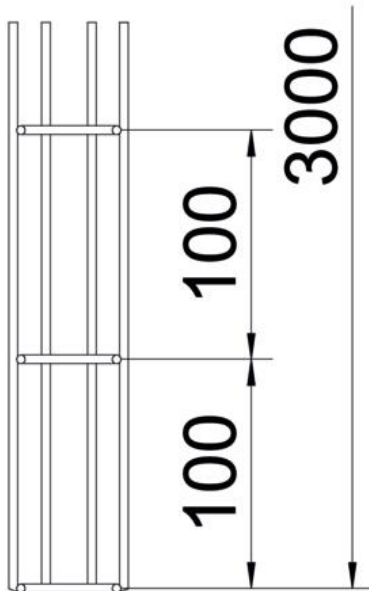
Item number: 6000117



### Dimensions



Length	3,000 mm
Width	50 mm
Height	55 mm
Dimension B	50 mm
Dimension H	58 mm



### Technical data

Connector version	Without connectors
Mounting system fastening type	Floor Ceiling Wall
Maintain electrical functions	no
Usable cross-section	16 cm <sup>2</sup>
Usable cross-section	1600 mm <sup>2</sup>
Rustproof steel, pickled	no
Screwless connector	no
Wide-span version	no
Type of connector, cable support system	Screwed

# Technical data sheet

## Mesh cable tray GR 55 FT

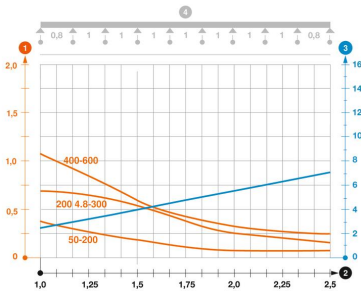
Item number: 6000117



### Loads

Support spacing 1.0 m	0.35 kN/m
Support spacing 1.5 m	0.2 kN/m
Support spacing 2.0 m	0.1 kN/m
Support spacing 2.5 m	0.1 kN/m

### Load diagram, mesh cable tray, type GR 55



- 1 Permitted cable tray/ladder load in kN/m without man load
- 2 Support width in m
- 3 Rail bend in mm at permitted kN/m
- 4 Load scheme during testing
- Load curve with cable tray/ladder width in mm
- Strut bend curve according to support width