


Technical data sheet

Mesh cable tray GR 55 A2

Item number: 6000908



Mesh cable tray made of spot-welded steel wire of side height 55 mm.
The grid dimension is 20 x 100 mm in the width 50 mm and 50 x 100 mm in the widths 100-600 mm.

Joint connectors GSV 34 should be ordered separately and in the appropriate quantity.
Magnetic shield insulation without cover 15 dB, with cover 25 dB.



A2 Stainless steel

GB Pickled

Master data

Item number	6000908
Type	GR 55 100 A2
Description 1	Mesh cable tray GR
Manufacturer	OBO
Dimension	55x100x3000
Material	Stainless steel
Surface	Pickled
Surface standard	
Smallest sales unit	3
Unit of quantity	Metre
Weight	70.867 kg
Weight unit	kg/100 m

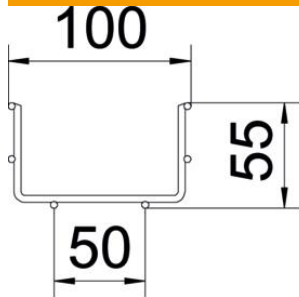
Technical data sheet

Mesh cable tray GR 55 A2

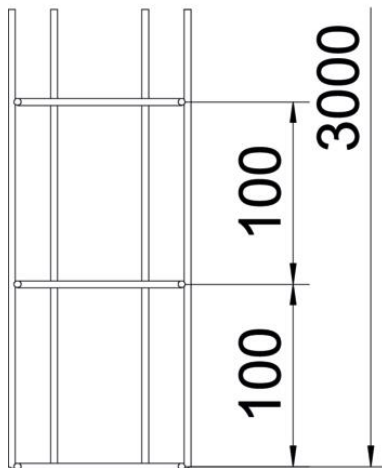
Item number: 6000908



Dimensions



Length	3,000 mm
Width	100 mm
Height	58 mm
Dimension B	100 mm



Technical data

Connector version	Without connectors
Mounting system fastening type	Floor Ceiling Wall
Maintain electrical functions	no
Integrated partition	Without
Usable cross-section	40 cm ²
Usable cross-section	3900 mm ²
Profile shape	U-shaped
Rustproof steel, pickled	yes
Wide-span version	no
Type of connector, cable support system	Screwed

Technical data sheet

Mesh cable tray GR 55 A2

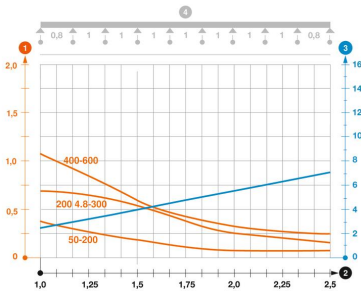
Item number: 6000908



Loads

Support spacing 1.0 m	0.35 kN/m
Support spacing 1.5 m	0.2 kN/m
Support spacing 2.0 m	0.1 kN/m
Support spacing 2.5 m	0.1 kN/m

Load diagram, mesh cable tray, type GR 55



- 1 Permitted cable tray/ladder load in kN/m without man load
- 2 Support width in m
- 3 Rail bend in mm at permitted kN/m
- 4 Load scheme during testing
- Load curve with cable tray/ladder width in mm
- Strut bend curve according to support width