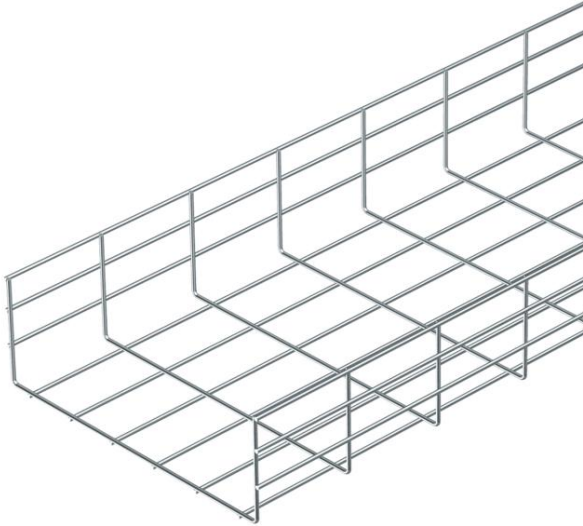


Technical data sheet

Mesh cable tray GR 105 FT

Item number: 6003206



Mesh cable tray made of spot-welded steel wire of side height 105 mm.
The grid dimension is 50 x 100 mm.

Joint connectors GSV 34 should be ordered separately and in the appropriate quantity.

Magnetic shield insulation without cover 15 dB, with cover 25 dB.



St Steel

FT Hot-dip galvanised

Master data

Item number	6003206
Type	GR 105 200 FT
Description 1	Mesh cable tray GR
Manufacturer	OBO
Dimension	105x200x3000
Material	Steel
Surface	Hot-dip galvanised
Surface standard	DIN EN ISO 1461
Smallest sales unit	3
Unit of quantity	Metre
Weight	198 kg
Weight unit	kg/100 m

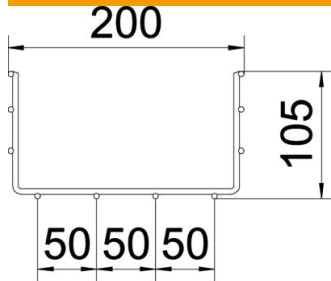
Technical data sheet

Mesh cable tray GR 105 FT

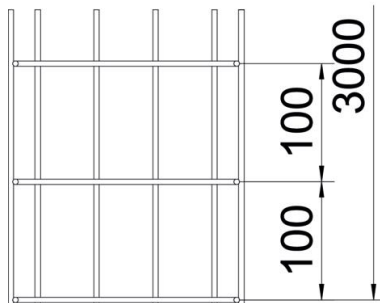
Item number: 6003206



Dimensions



Length	3,000 mm
Width	200 mm
Height	105 mm
Dimension B	200 mm



Technical data

Connector version	Without connectors
Mounting system fastening type	Floor Ceiling Wall
Maintain electrical functions	no
Integrated partition	Without
Usable cross-section	175 cm ²
Usable cross-section	17500 mm ²
Profile shape	U-shaped
Rustproof steel, pickled	no
Wide-span version	no
Type of connector, cable support system	Screwed

Technical data sheet

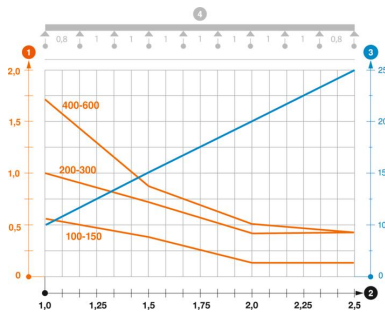
Mesh cable tray GR 105 FT

Item number: 6003206



Loads

Support spacing 1.0 m	1 kN/m
Support spacing 1.5 m	0.7 kN/m
Support spacing 2.0 m	0.4 kN/m
Support spacing 2.5 m	0.4 kN/m



Load diagram, mesh cable tray, type GR 105

- 1 Permitted cable tray/ladder load in kN/m without man load
- 2 Support width in m
- 3 Rail bend in mm at permitted kN/m
- 4 Load scheme during testing
- Load curve with cable tray/ladder width in mm
- Strut bend curve according to support width