


Technical data sheet

Cable tray GKS FL 60 FS

Item number: 6480006



GKS 60 FL = unperforated cable tray system with 60 mm side height
Magnetic shield insulation without cover 20 dB, with cover 50 dB.



St Steel

FS Strip galvanized

Master data

Item number	6480006
Type	GKS FL 650 FS
Description 1	Cable tray
Description 2	unperforated
Manufacturer	OBO
Dimension	60x500x3000
Material	Steel
Surface	Strip galvanized
Surface standard	DIN EN 10346
Smallest sales unit	3
Unit of quantity	Metre
Weight	595.34 kg
Weight unit	kg/100 m

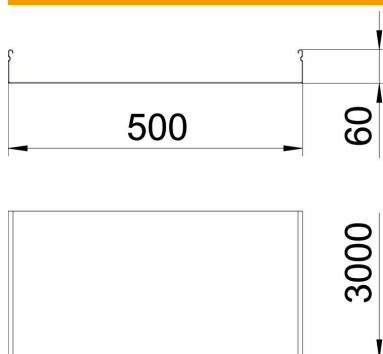
Technical data sheet

Cable tray GKS FL 60 FS

Item number: 6480006



Dimensions



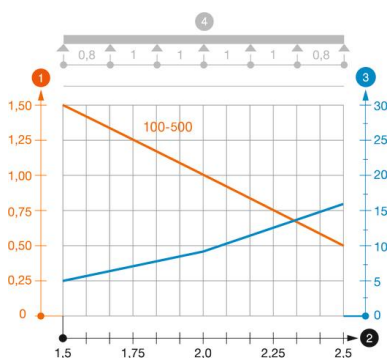
Length	3,000 mm
Width	500 mm
Height	60 mm
Plate thickness	1.2 mm
Dimension B	500 mm
Dimension H	60 mm
Dimension L	3,000 mm

Technical data

Connector version	Without connectors
Mounting system fastening type	Floor Ceiling Wall
Walkable	no
Maintain electrical functions	no
With cover	no
Mounting perforation in base	no
NATO hole pattern	no
Usable cross-section	298 cm ²
Usable cross-section	29800 mm ²
Rustproof steel, pickled	no
Side perforation	yes
Wide-span version	no
Load test type according to IEC 61537	Type II
Type of connector, cable support system	Screwed

Loads

Support spacing 1.5 m	1.5 kN/m
Support spacing 2.0 m	1 kN/m
Support spacing 2.5 m	0.5 kN/m



Load diagram, cable tray, type GKS FL60

- 1** Permitted cable tray/ladder load in kN/m without man load
- 2** Support width in m
- 3** Rail bend in mm at permitted kN/m
- 4** Load scheme during testing
- Load curve with cable tray/ladder width in mm
- Strut bend curve according to support width