

# Technical data sheet

## Cable tray GKS FL 100 FS

Item number: 6480023



GKS 100 FL = unperforated cable tray system with 100 mm side height  
Magnetic shield insulation without cover 20 dB, with cover 50 dB.



- St** Steel
- FS** Strip galvanized

### Master data

Item number	6480023
Type	GKS FL 120 FS
Description 1	Cable tray
Description 2	unperforated
Manufacturer	OBO
Dimension	100x200x3000
Material	Steel
Surface	Strip galvanized
Surface standard	DIN EN 10346
Smallest sales unit	3
Unit of quantity	Metre
Weight	323.42 kg
Weight unit	kg/100 m

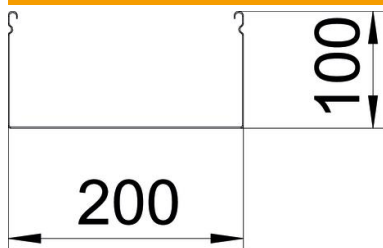
# Technical data sheet

## Cable tray GKS FL 100 FS


Item number: 6480023



### Dimensions



Length	3,000 mm
Width	200 mm
Height	100 mm
Plate thickness	0.9 mm
Dimension B	200 mm
Dimension H	100 mm
Dimension L	3,000 mm



### Technical data

Walkable	no
Maintain electrical functions	no
With cover	no
Mounting perforation in base	no
NATO hole pattern	no
Usable cross-section	198 cm <sup>2</sup>
Usable cross-section	19800 mm <sup>2</sup>
Rustproof steel, pickled	no
Side perforation	yes
Wide-span version	no
Load test type according to IEC 61537	Type II
Type of connector, cable support system	Screwed

# Technical data sheet

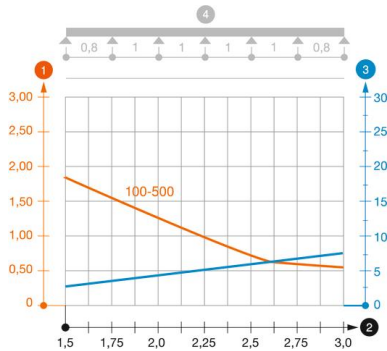
## Cable tray GKS FL 100 FS

Item number: 6480023



### Loads

Support spacing 1.5 m	1.85 kN/m
Support spacing 2.0 m	1.3 kN/m
Support spacing 2.5 m	0.75 kN/m
Support spacing 3.0 m	0.6 kN/m



### Load diagram, cable tray, type GKS FL100

- 1 Permitted cable tray/ladder load in kN/m without man load
- 2 Support width in m
- 3 Rail bend in mm at permitted kN/m
- 4 Load scheme during testing
- Load curve with cable tray/ladder width in mm
- Strut bend curve according to support width