

Technical data sheet

Wall and support bracket AWG 15 A2

Item number: 6420640



Light-duty wall and support bracket with welded head plate for screwless mesh cable tray fastening.

Fastening of the bracket to the U support of width 400 mm or greater using a hexagonal bolt through both sides of the support. Please insert suitable spacers.



A2 Stainless steel

2B Bright, treated

Master data

Item number	6420640
Type	AWG 15 61 A2
Description 1	Wall and support bracket
Description 2	for mesh cable tray
Manufacturer	OBO
Dimension	B610mm
Material	Stainless steel
Surface	Bright, treated
Surface standard	
Smallest sales unit	1
Unit of quantity	Piece
Weight	80 kg
Weight unit	kg/100 pc.

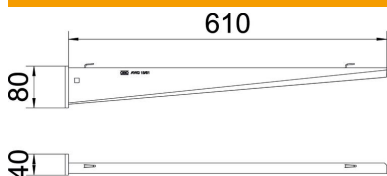
Technical data sheet

Wall and support bracket AWG 15 A2

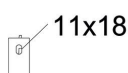
Item number: 6420640



Dimensions



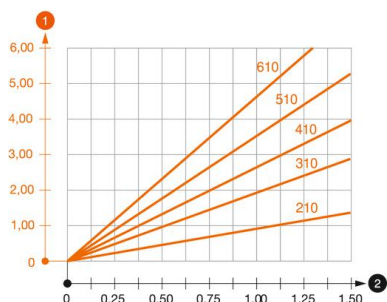
Length	40 mm
Width	610 mm
Height	80 mm
Dimension A	40 mm
Dimension B	610 mm
Dimension H	80 mm
Dimension L	610 mm



Technical data

Version for	Wall and support bracket
F in kN	1.5 kN
Maintain electrical functions	no
for width max.	600 mm
for width min.	600
Hole diameter	11 mm
Rustproof steel, pickled	yes
Angle range, max.	90 mm
Angle range, min.	90 mm

Loads



Load diagram, bracket type AW G 15

- 1 Bending of the bracket tip at permitted bracket load
- 2 Permitted bracket load in kN without man load
- Load curve with bracket lengths in mm

Characteristic anchor load values for wall and support bracket AW G 15

Anchor type	Max. load [kN]							
	Bracket width [mm]							
BZ3 10x90/0-30	110	160	210	310	410	510	560	610
	1.5	1.5	1.5	1.47	1.25	1.13	0.95	0.94

Die angegebenen Werte basieren auf ungerissenen Beton der Festigkeitsklasse C20/25. Die Einbaubedingungen der ETA-Zulassung (Dübel) sind zu beachten!